GIC

# Product Highlights

## Empowering Industries Globally with Innovative and Reliable Products

General Industrial Controls Pvt. Ltd.
www.gicindia.com

# About GIC

At General Industrial Controls Pvt. Ltd. (GIC), we specialize in designing and manufacturing a wide range of products for process controls and industrial automation. Since 1974, we have built a strong reputation for innovation, quality, and reliability.

Supported by our advanced R&D centre and manufacturing facility in Pune, India, we ensure precision engineering and adherence to global standards. We are committed to delivering excellence at every stage.

- State-of-the-Art manufacturing facility
- Inhouse R&D Infrastructure
- Presence across 100+ Countries
- 300+ Trained Engineers
- ISO 9001, 14001 & 45001 and IATF 16949 Certified
- 300+ Sales points in India

# Commited to Excellence

Excellence is the cornerstone of everything we do at GIC, shaping our thoughts, words, and actions.

Embracing a true Design-to-Delivery approach, we manage every step in-house, entirely in India—from design and visualization to production, testing, and delivery. This integrated process empowers us to maintain complete control over quality, innovation, and precision at every stage. By overseeing every element, we consistently exceed expectations, delivering products that embody reliability, performance, and unmatched value. Our commitment to this holistic approach reinforces our position as a leader in industrial automation, creating solutions that set new benchmarks for excellence.

- Product Exellence
- Brand Recognition
- Best User Experience
- Advanced Solutions
- Continuous Innovation
- Superior Quality
- Customer Satisfaction

# INDEX


| CONTENT | PAGE NO |
|---|---|
| Human Machine Interface | 07 |
| Programmable Logic Controller | 08 |
| Temperature Controller | 12 |
| Industrial Power Supply | 16 |
| Slim Relay | 19 |
| Alarm Annunciator | 20 |
| Gateway & Convertors | 22 |
| Voltage Monitoring Relays | 25 |
| Insulation Monitoring Relay | 32 |
| Earth Leakage Relay | 33 |
| Liquid Level Monitoring | 35 |
| Current Monitoring Relay | 36 |
| PTC Thermistor Relay | 37 |
| Timer | 38 |
| Time Switch | 43 |
| Process Indicator | 46 |
| Hour Meter & Counter | 47 |
| Phase Indicator | 54 |
| ACCL | 55 |
| GSM Controller | 57 |

# Human Machine Interface

HMI

## Hardware Key Features

- 4.3", 7" & 10.1" TFT display options with & without Ethernet model
- Equipped with powerful CPU Cortex-M7, 600MHz
- Built-in RTC (Real Time Clock)
- Higher brightness level up to 440 cd/m2 for display
- Long backlight life up to 50,000 hours for display
- Resolution (Pixels) : 4.3"(480x272), 7"(800x480), 10.1"(1024x600)
- Memory : RAM (32MB for all models), ROM (32MB for Non Ethernet model & 64MB for Ethernet model)
- Resistive type touch screen
- 2 Serial & 1 Ethernet port supported for programming & communication
- 1 USB Host & 1 SD card slot interface support for data log & application download (Data log support up to 4 GB on external device)
- 1 USB Slave port support for application upload/download
- Operating temperature 0 to 50 °C
- PCB conformal coating protection
- Shock & vibration protection as per IEC standard
- IP65 Protection for front panel
- CE, UKCA, ROHS Certified

## Software Key Features

- Data logging, Alarm management, Recipe management and Trend analysis support.
- Inbuilt picture library with high resolution images, GIF images & object animation support
- Webserver for remotely monitoring/controlling, File Transfer Protocol (FTP) & Network Time Protocol (NTP) support
- Script base programming support & Scheduler Support
- User level management with operation logs support
- Serial Printer connectivity for Real Time data print
- Support various protocols such as Universal ASCII, Modbus RTU/ASCII/TCP and Branded PLC dedicated protocols.
- PC simulation support
- Application download through USB Stick/SD Card
- Programming Software : GIC Studio

## Ordering Information

| Cat Id | Description |
|---|---|
| HM104B-0000 | 4.3" TFT Display, 24VDC, 2 Serial ports*(1 RS232/RS485, 1 RS422/RS485), 1 USB Slave, 1 USB Host |
| HM104B-N000 | 4.3" TFT Display, 24VDC, 2 Serial ports*(1 RS232/RS485, 1 RS422/RS485), 1 USB Slave, 1 USB Host, 1 SD Card Slot, 1 Ethernet |
| HM107B-0000 | 7" TFT Display, 24VDC, 2 Serial ports (1 RS232/RS485, 1 RS232/RS422/RS485), 1 USB Slave, 1 USB Host |
| HM107B-N000 | 7" TFT Display, 24VDC, 2 Serial ports (1 RS232/RS485, 1 RS232/RS422/RS485), 1 USB Slave, 1 USB Host, 1 SD Card Slot, 1 Ethernet |
| HM110B-0000 | 10.1" TFT display, 24VDC, 2 Serial ports (1 RS232/RS485, 1 RS232/RS422/RS485), 1 USB Slave, 1 USB Host |
| HM110B-N000 | 10.1" TFT display, 24VDC, 2 Serial ports(1 RS232/RS485, 1 RS232/RS422/RS485), 1 USB Slave, 1 USB Host, 1 SD Card Slot, 1 Ethernet |

Programmable
Logic Controller

# Genie Pro PLC

## Key Features

- Supports up to 60 I/Os (24DI+20DO+8AI+8AO)
- Relay & Transistor Base Modules with LCD & LED display
- Backlit LCD Screen with 6 Line Display
- High Speed I/P up to 5KHz (4 Inputs)
- PWM Output for transistor model up to 2 KHz (4 Outputs)
- Analog input & output(0-20mA/4-20mA /0-10V)
- Analog RTD Input - PT100 & PT1000 Sensor
- 1 Ethernet port: MODBUS TCP/IP Client & Server protocol
- 1 Serial port: RS485 Port for MODBUS Slave communication
- Micro SD Card for Application transfer & Data Logging
- Operating temperature -20 °C to 55 °C
- Ladder & FBD Programming support
- Programming Software: Genie Pro Soft
- CE, REACH, UKCA, ROHS & UL Certified

## Ordering Information

| Cat Id | Description |
|---|---|
| GP230URL | 230 VAC/DC Base module with LCD, 8 Digital inputs & 4 Relay outputs |
| GP230URB | 230 VAC/DC Base module with LED, 8 Digital inputs & 4 Relay outputs |
| GP124DRL | 12-24 VDC Base module with LCD, 8 DI (4 High speed + 4 Analog IPs)& 4 Relay outputs |
| GP124DRB | 12-24 VDC Base module with LED, 8 DI (4 High speed + 4 Analog IPs)& 4 Relay outputs |
| GP024URL | 24 VAC/DC Base module with LCD, 8 Digital inputs & 4 Relay outputs |
| GP024URB | 24 VAC/DC Base module with LED, 8 Digital inputs & 4 Relay outputs |
| GP024DTLL / THL | 24 VDC, Base module with LCD, 8 DI (4 High speed + 4 Analog IPs)& 4 Transistor OP |
| GP024DTLB / THB | 24 VDC, Base module with LED, 8 DI (4 High speed + 4 Analog IPs)& 4 Transistor OP |
| GP230UR16E | 230 VAC/DC Digital Expansion Module with 8 Input & 8 relay output |
| GP124DR16E | 12-24 VDC Digital Expansion Module with 8 Input & 8 relay output |
| GP024UR16E | 24 VAC/DC Digital Expansion Module with 8 Input & 8 relay output |
| GP024DTL16E/TH16E | 24 VDC Digital Expansion Module with 8 Input & 8 transistor low side / high side output |
| GP230UR08E | 230 VAC/DC Digital Expansion Module with 4 Input & 4 relay output |
| GP124DR08E | 12-24 VDC Digital Expansion Module with 4 Input & 4 relay output |
| GP024UR08E | 24 VAC/DC Digital Expansion Module with 4 Input & 4 relay output |
| GP024DTL08E/TH08E | 24 VDC Digital Expansion Module with 4 Input & 4 transistor low side / high side output |
| GP124DM20E | 12-24 VDC 2 Analog Input Expansion module (0-20mA/4-20mA /0-10V) |
| GP024DQ02E | 24 VDC 2 Analog Output Expansion module (0-20mA/4-20mA /0-10V) |
| GP124DH20E | 12-24 VDC 2 Analog RTD Input Expansion, PT100 & PT1000 Sensor |
| GPADCP | Accessories, Genie-PRO RS485 communication module (Polarized) |
| GPA0CN | Accessories, Genie-PRO RS485 communication module (Non-Polarized) |
| GPA0MC | Accessories, Genie-PRO Micro SD card Interface |

# PL - 100 PLC

Programmable Logic Controller

## Key Features

- Supports up to 112 IOs (Digital + Analog)
- Relay Base & Transistor Low Side Base modules
- Stacking using FRC cable up to maximum 6 Expansion Modules for digital and analog combination & upto 4 Expansion Modules for analog combination
- Isolated Digital Inputs with sourcing & sinking capability
- Isolated Digital Transistorized Outputs (Low Side and High side driver)
- High Speed Inputs - 4 IPs (10KHz), Single / Quadrature (1x/2x/4x)
- High Speed Outputs- 2 O/Ps (PTO/SPO-25KHz, PWM-5KHz)
- Analog Voltage/Current Inputs and Outputs of 0-10 V / 4-20 mA (12BIT resolution)
- Built-in RTC (Real Time Clock)
- 2 Serial Ports - Standard RS232/RS485 port with RJ11 & 2 wire terminal RS485 port for HMI/SCADA Interface
- Modbus RTU Master / Slave communication protocol support
- Operating temperature 0 to 55 °C
- GSM Alarm modem connectivity
- PC Software for programming, online & offline simulation
- Ladder programming support
- Programming Software: PL-Soft Pro
- CE, UKCA, ROHS Certified

## Ordering Information

| Cat Id | Description |
|---|---|
| PC10BD16005D1 | 24VDC Base with 8 Digital I/Ps, 8 Relay Outputs with 2 Com Port |
| PC10BD14006D1 | 24VDC Base with 8 Digital I/Ps (4 Normal I/Ps + 4 High Speed I/Ps), 6 Transistor Low side Outputs (4 Normal O/Ps + 2 High Speed O/Ps) with 2 Serial Com Port |
| **Extension Models:** | |
| PC10ED08001N | 24VDC Extension with 8 Digital Inputs |
| PC10ED08002N | 24VDC Extension with 8 Relay Inputs |
| PC10ED16003N | 24VDC Extension with 8 Digital Inputs and 8 Relay Outputs |
| PC10ED08004N | 24VDC Extension with 8 Transistor Low side outputs |
| PC10ED08005N | 24VDC Extension with 8 Transistor High Side Outputs |
| PC10EA04001N | 24VDC Extension with 4 Analog Inputs (0-10V / 4-24mA) |
| PC10EA02002N | 24VDC Extension with 2 Analog Outputs (0-10V / 4-20mA) |
| **Accessories:** | |
| PC10AC2 | RS232 Communication Cable, PL-100 to HMI/SCADA (DB9 Female to RJ-11) |
| PC10AC3 | RS485 Communication Cable, PL-100 to HMI/SCADA (DB9 Female to RJ-11) |
| PC10AC4 | RS485 Communication Cable, PL-100 to HMI/SCADA (DB9 Male to RJ-11) |

# GSM Alarm Modem

## Key Features

- GSM alarm modem is specifically designed to provide GSM features to PL - 100 PLC
- GSM alarm modem enables monitoring of inputs, outputs and controlling of outputs of PL-100 PLC through SMS facility
- The preset and current value related to special function blocks (SFB) that are available in the ladder logic can be monitored
- Analog input and output values can also be effectively monitored and controlled
- Diagnostic information about all the inputs and outputs of devices connected in the system is available for users
- Device and Clock settings can be configured by sending respective queries to the device
- User can integrate Special Function Blocks such as Send and Receive SMS along with others like Timers, Time Switches, Counters, etc. for various applications
- Alert messages can be received from the GSM Alarm Modem depending on the ladder logic
- Power Failure condition can also be effectively reported
- CE, UKCA, ROHS Certified

## Ordering Information

| Cat Id | Description |
|---|---|
| 40B2BBVAA | 24 VDC, Module for GSM Alarm Modem with wire type antenna |

# Genie - NX PLC

Programmable Logic Controller

## Key Features

- Supports up to 48 I/Os (32 Digital Inputs & 16 Digital Outputs)
- Relay Base Modules with LCD & LED display
- 250 lines of ladder programming
- 16 soft text messages, Time Switches, Compare Counters, Timers, Counters and 12 Analog functions, 4 Hour Meters
- Backlit LCD Screen for display & modification of pre-selected parameters of functional blocks, viewing I/O status & programming on the device
- PC software for programming, online & offlinesimulation, documentation & printing
- Designed for use in automation for commercial & Industrial sectors
- Multi level password and run time parameter save facility
- DST Feature Available
- Operating temperature -10 °C to 55 °C
- Programming Software: G-Soft NX II
- CE, UKCA, ROHS Certified

## Ordering Information

| Cat Id | Description |
|---|---|
| G7DDT11 | 110 - 240, VAC, Base Module, with LCD Display, 8 Digital I/Ps, 4 Relay O/Ps |
| G7DDT11B | 110 - 240, VAC, Base Module, without LCD Display, 8 Digital I/Ps, 4 Relay O/Ps |
| G8DDT11 | 12- 24, VDC, Base Module, with LCD Display, 8 Digital I/Ps (2 Analog I/P, 0-10V), 4 Relay O/Ps |
| G8DDT11B | 12- 24, VDC, Base Module, without LCD Display, 8 DIs (2 Analog I/P, 0-10V), 4 Relay O/Ps |
| G9DDT11 | 24V AC/DC, Base Module, with LCD Display, 8 Digital I/Ps, 4 Relay O/Ps |
| G9DDT11B | 24V AC/DC, Base Module, without LCD Display, 8 Digital I/Ps, 4 Relay O/Ps |
| G9ADT11 | 24V AC/DC, Base Module, with LCD Display, 8 Digital I/Ps[2 Analog I/P 0-10V (for 24 VDC model only)], 4 Relay O/Ps |
| G9ADT11B | 24V AC/DC, Base Module, without LCD Display, 8 Digital I/Ps[2 Analog I/P 0-10V (for 24 VDC model only)], 4 Relay O/Ps |
| G7DDT10E | 110 - 240, VAC, Extension Module, 8 Digital I/Ps, 4 Relay O/Ps |
| G8DDT10E | 12- 24, VDC Extension Module, 8 Digital I/Ps (2 Analog I/P, 0-10V), 4 Relay O/Ps |
| G9DDT10E | 24V AC/DC, Extension Module, 8 Digital I/Ps, 4 Relay O/Ps |
| G9ADT10E | 24V AC/DC, Extension Module, 8 Digital I/Ps[2 Analog I/P 0-10V (for 24 VDC model only)], 4 Relay O/Ps |
| GFDNN3M | Memory Card Interface for programme transfer |
| GFDNN1 | Programming Cable |
| G7XDTR4 | 110 - 240 VAC, RS485 Communication Module |
| G8XDTR4 | 12 - 24 VDC, RS485 Communication Module |

# Temperature Controller 48X48

## Key Features

- Flush Mounting 48x48 mm
- Lower Depth of 65mm
- Universal Input
- Single and Dual LED Display
- Configurable Output: Relay or SSR Drive
- °C & °F temperature unit selectable
- Ramp & Soak profile with Power Failure resumption mode
- TC with CT input
- RS485 Communication
- Configurable Analog Input & Analog Output
- Multiple device programming with Memory card support
- Rapid Set Point change feature
- Alarm Functionality
- Single/Dual acting PID controllers
- IP 65 (for Front Panel) IP 20 (for Terminals & Enclosure)
- Auto-tuning PID with provision for Soft-Start
- CE, UKCA, ROHS Certified

## Ordering Information

| Cat Id | Description |
|---|---|
| TCS1T100 | 3 digit single display, RTD & thermocouple input, 10A SPDT relay or SSR |
| TCS2T100 | 3 digit dual display, RTD & thermocouple input, 10A SPDT relay or SSR |
| TCS4T2A0 | 4 digit dual display, RTD & thermocouple input, 10A SPST relay or SSR & 5A SPST relay |
| TCS4T300 | 4 digit dual display, RTD & thermocouple input, 10A SPDT relay, SSR & 5A SPDT relay |
| TCS4U4A0 | 4 digit dual display, RTD, thermocouple & Analog input, 3 relay output 5A SPST, Analog output with CT Input |
| TCS4U50C | 4 digit dual display, RTD, thermocouple & Analog input, 2 relay output 5A SPST, SSR & Analog output with Modbus |
| TCS4U40C | 4 digit dual display, RTD, thermocouple & Analog input, 3 relay output 5A SPST, Analog output with Modbus |
| TCS4U5A0 | 4 digit dual display, RTD, thermocouple & Analog input, 2 relay output 5A SPST, SSR & Analog output with CT Input |

# Temperature Controller 72X72

## Key Features

- Flush Mounting 72x72 mm
- Lower Depth of 65mm
- Universal Input
- Single and Dual LED Display
- Configurable Output: Relay or SSR Drive
- °C & °F temperature unit selectable
- Multiple device programming with Memory card support
- Rapid Set Point change feature
- Alarm Functionality
- Single/Dual acting PID controllers
- IP 65 (for Front Panel) IP 20 (for Terminals & Enclosure)
- Auto-tuning PID with provision for Soft-Start
- CE, UKCA, ROHS Certified

## Ordering Information

| Cat Id | Description |
|---|---|
| TCM3T100 | 4 Digit single display, RTD & Thermocouple input, 10A SPDT Relay or SSR Output |
| TCM2T100 | 3 Digit dual display, RTD & Thermocouple input, 10A SPDT Relay or SSR Output |
| TCM4T600 | 4 Digit dual display, RTD & Thermocouple input, 10A SPDT Relay, 5A SPDT Relay and SSR Output |

# Temperature Controller 96X96

## Key Features

- Flush Mounting 96x96 mm
- Highly Accurate Performance
- Wide supply range:110-240 VAC/DC , -20 to +10% of Un
- Thermocouple (J, K & T), RTD 3-wire (Pt-100) sensor inputs
- Control Modes: Proportional, ON-OFF Asymmetric, ON-OFF Symmetric
- IP 40 (for Front Panel) IP 20 (for Terminals & Enclosure)
- Control Output: Relay and SSR Drive
- CE, UKCA, ROHS Certified

## Ordering Information

| Cat Id | Description |
|---|---|
| 151M42B | Relay Output (SPDT 10A) & SSR driving output (12 VDC, 24mA max), One Relay Output (SPDT 5A) |
| 151N42B | Relay Output (SPDT 10A) & SSR driving output(12 VDC, 24mA max) |

# Temperature Controller 96X96

## Key Features

- Flush Mounting Version 96x96 mm
- Universal Input
- Configurable Output combination
- Configurable: Band, Deviation, Sensor break & Loop break alarms
- Single/Dual acting PID controllers
- Analog Voltage/Current Inputs (0-5V, 1-5V, 0-10V / 4-20mA) & Outputs (0-10V / 4-20mA)
- Auto-tuning PID with provision for Soft-Start
- Ramp & Soak profile with Power Failure resumption modes
- Rapid Set Point change feature
- RS485 Communication
- Bump less Auto-Manual transfer
- IP 40 (for Front Panel) IP 20 (for Terminals & Enclosure)
- Timer functionality with settable time from 1 min to 9999 min
- CE, UKCA, ROHS Certified

## Ordering Information

| Cat Id | Description |
|---|---|
| **Single Acting PID Controller** | |
| 151F42B | 2 Relays (SPST 5A each), SSR driving output (12VDC, 24mA) |
| 151G42B | 1 Relay (SPST 5A), Analog output (0-10V, 4-20mA), SSR driving output (12VDC, 24mA) |
| 151H42B | 2 Relays (SPST 5A each), Analog output (0-10V, 4-20mA) |
| 151J42B | 3 Relays (SPST 5A each) |
| 151K42B | 1 Relay (1 C/O 10A), SSR driving output (12VDC, 24mA) |
| 151L42B | 2 Relays (1 C/O 10A & SPST 5A), SSR driving output (12VDC, 24mA) |
| **Dual Acting PID Controller** | |
| 151F43B | 2 Relays (SPST 5A each), SSR (12VDC, 24mA) |
| 151G43B | 1 Relay (SPST 5A), Analog output (0-10V, 4-20mA), SSR (12VDC, 24mA) |
| 151H43B | 2 Relays (SPST 5A each), Analog output (0-10V, 4-20mA) |
| 151J43B | 3 Relays (SPST 5A each) |
| 151F43B1 | 2 Relays (SPST 5A each), SSR (12VDC, 24mA) with RS485 |
| 151G43B1 | 1 Relay (SPST 5A), Analog output (0-10V, 4-20mA), SSR (12VDC, 24mA) with RS485 |
| 151H43B1 | 2 Relays (SPST 5A each), Analog output (0-10V, 4-20mA) with RS485 |
| 151J43B1 | 3 Relays (SPST 5A each) with Rs485 |

# SMPS - Modular

## Key Features

- Excellent Load & Line Regulation
- High Noise Immunity & Low Ripple
- No Load Power Consumption of less than 0.5W
- Overload & Short Circuit Protection
- High Efficiency of Operation
- Wide operating temperature -10°C to 55°C
- Small Form Factor
- Peak Power Capacity
- Compact Design with DIN mounting
- CE, UKCA, ROHS Certified

## Ordering Information

| Cat Id | Description |
|---|---|
| 24AS244D6D | 96W, 230 VAC, 24 VDC / 4A, Switched Mode Power Supply (6M Size) |
| 24AS126D6D | 72W, 230 VAC, 12 VDC / 6A, Switched Mode Power Supply (6M Size) |
| 24BS24AD4E | 60W, 100 - 240 VAC, 24 VDC / 2.5A, Switched Mode Power Supply (4M Size) |
| 24BS241D2F | 24W, 100 - 240 VAC, 24 VDC / 1A, Switched Mode Power Supply (2M Size) |
| 24BS24BD1F | 12W, 100 - 240 VAC, 24 VDC / 0.5A, Switched Mode Power Supply (1M Size) |
| 24BS121D2F | 12W, 100 - 240 VAC, 12 VDC / 1.0A, Switched Mode Power Supply (2M Size) |
| 24BS101D2F | 10W, 100 - 240 VAC, 10 VDC / 1.0A, Switched Mode Power Supply (2M Size) |
| 24BS051D1F | 5W, 100 - 240 VAC, 5 VDC / 1.0A, Switched Mode Power Supply (1M Size) |

# SMPS - Panel Mount

100 W

150 W

## Key Features

- Excellent Load & Line Regulation
- Universal input voltage range
- Adjustable output voltage
- High Noise Immunity & Low Ripple
- Overload, Overvoltage, Short Circuit & Over Temperature Protection
- High MTBF > 700,000 hrs
- High Efficiency of Operation
- Wide operating temperature - 30°C to 70°C
- Small Form Factor
- Peak Power Capacity
- Compact Design with DIN / Panel mount
- CE, UKCA, ROHS Certified

## Ordering Information

| Cat Id | Description |
|---|---|
| PS150W24V | 150W, 85 - 132 VAC/170 - 264 VAC, 24 VDC/ 6.25A, Terminal Block Facing Upward |
| PS150W24VF | 150W, 85 - 132 VAC/170 - 264 VAC, 24 VDC/ 6.25A, Terminal Block Facing Forward |
| PS100W24V | 100W, 90 - 264 VAC/130 - 373 VDC, 24 VDC/ 4.5A, Terminal Block Facing Upward |
| PS100W24VF | 100W, 90 - 264 VAC/130 - 373 VDC, 24 VDC/ 4.5A, Terminal Block Facing Forward |
| Accesories | |
| L15024 | Mounting Bracket for SMPS |
| L10024 | Mounting Bracket for SMPS |
| Coming Soon | |
| PS150W12V | 150W, 85 - 132 VAC/170 - 264 VAC, 12 VDC/ 12.5A, Terminal Block Facing Upward |
| PS100W12V | 100W, 85 - 132 VAC/170 - 264 VAC, 12 VDC/ 8.33A, Terminal Block Facing Upward |

# SMPS - DIN Mount

## Key Features

- Excellent Load & Line Regulation
- Universal input voltage range
- Adjustable output voltage
- High Noise Immunity & Low Ripple
- Overload, Over voltage, Short Circuit & Over Temperature Protection
- High MTBF > 700,000 hrs
- High Efficiency of Operation
- Wide operating temperature - 30°C to 70°C
- Small form factor
- Peak Power Capacity
- Compact Design with DIN mount
- CE, UKCA, ROHS Certified

## Ordering Information

| Cat Id | Description |
|---|---|
| PS120W24V | 120W, 90V - 264 VAC/127V - 375 VDC, 24 VDC, 5A, Switched Mode Power Supply |
| PS240W24V | 240W, 90V - 264 VAC/127V - 375 VDC, 24 VDC, 10A, Switched Mode Power Supply |
| **Coming Soon** | |
| PS120W12V | 120W, 90V -264VAC / 127V– 375 VDC, 12 VDC, 10A, Switched Mode Power Supply |

# Slim Relays



## Key Features

**1 Change over**

- Compact 6.2 mm slim design
- Variety of Operating voltages (24VDC, 24VAC/DC, 120VAC/DC, 230VAC, 230VAC/DC)
- Output Relay: 1 C/O for high switching current up to 6A at 250VAC
- All sockets with LED for relay status
- Shorting Link, Marker & end clamp available as accessories

**2 Change over**

- Compact 14 mm slim design
- Variety of Operating voltages (12VAC/DC, 24VAC/DC, 120VAC/DC, 230VAC/DC)
- Output Relay: 2 C/O for high switching current up to 8A at 230VAC
- All sockets with LED for relay status
- Shorting Link, Marker & end clamp available as accessories
- CE, UKCA, ROHS Certified

## Ordering Information

| Cat Id | Description |
|---|---|
| **1 Change over** | |
| SR24D61RM | Slim Relay Module with Plugin Relay 24VDC, 1 C/O DIN Mount[1] |
| SR24U61RM | Slim Relay Module with Plugin Relay 24VAC/DC, 1 C/O DIN Mount[1] |
| SR120U61RM | Slim Relay Module with Plugin Relay 120VAC/DC, 1 C/O DIN Mount[1] |
| SR230A61RM | Slim Relay Module with Plugin Relay 230VAC, 1 C/O DIN Mount[1] |
| SR230U61RM | Slim Relay Module with Plugin Relay 230VAC/DC, 1C/O DIN Mount[1] |
| **2 Change over** | |
| SR12U82RM | Slim Relay Module with Plugin Relay 12VAC/DC, 2 C/O DIN Mount[1] |
| SR24U82RM | Slim Relay Module with Plugin Relay 24VAC/DC, 2 C/O DIN Mount[1] |
| SR120U82RM | Slim Relay Module with Plugin Relay 120VAC/DC, 2 C/O DIN Mount[1] |
| SR230U82RM | Slim Relay Module with Plugin Relay 230VAC/DC, 2 C/O DIN Mount[1] |
| **Accessories** | |
| SRAL2 | 2 - Pole, Shortening Link[3] |
| SRAL3 | 3 - Pole, Shortening Link[2] |
| SRAL4 | 4 - Pole, Shortening Link[2] |
| SRAL8 | 8 - Pole, Shortening Link[1] |
| SRAMB | Marker Blank[3] |
| SRAEC | End clamp for DIN32/35[2] |

Note: 1-pack of 10nos 2-Pack of 50nos 3-Pack of 100nos

# Alarm Annunciators

## Key Features

- Standard models available from 2 to 48 windows
- Choice of 3 window sizes and 6 different window colours
- Optically isolated fault inputs with wide fault input voltage range (12 - 240V AC/DC +/-10%)
- AC-DC Fail Annunciation with universal supply range of 90 to 270V AC/DC
- Field selection for NO / NC fault input contacts, grouping of alarms, window size configuration
- Space saving due to lower depth of only 100mm
- Integral push buttons for Test, Acknowledge, Mute and Reset operations with remote terminals
- Four SPDT relay outputs (2 for grouping {Trip/ Non Trip}, 1 for external hooter, 1 for ring back sequence or Supervisory)
- 6 Field selectable operation sequences as per ISA standard
- Integral buzzer for audible alarm output of 90dB
- Communication interface with RS485 Modbus RTU protocol
- Replaceable LEDs, Fast Scan, Manned /Unmanned, Supervisory Relay & Supply fail annunciation available
- CE, UKCA, ROHS Certified



## Ordering Code

| A | X | XX | X | X | X |
|---|---|---|---|---|---|

| | |
|---|---|
| A | Alarm Annunciator |

| | |
|---|---|
| U | Aux Supply : 90 – 270V AC/DC |
| D | Aux Supply : 18 – 60V DC |
| B | Aux Supply : 90 – 270V AC/DC<br>Standby Supply : 18 – 60V DC |
| C | Aux Supply : 90 – 270V AC/DC<br>Standby Supply : 90 – 270V AC/DC |
| T* | Aux Supply : 12V DC |

| | |
|---|---|
| 1D | Panel cut out size : 66 x 138 mm |
| 2D | Panel cut out size : 138 x 138 mm |
| 3D | Panel cut out size : 210 x 138 mm |
| 4D | Panel cut out size : 282 x 138 mm |
| 5D | Panel cut out size : 358 x 138 mm |
| 6D | Panel cut out size : 431 x 138 mm |

| | |
|---|---|
| Nil | Small Push button |
| P | Big push button<br>(2 small windows or 1 medium window will be eliminated for Big push button. (Accordingly select number of windows ) |

| | |
|---|---|
| S | Small window, Size : 34(W) x 31(H) mm |
| M | Medium window, Size : 68(W) x 31(H) mm |
| L | Large window, Size : 68(W) x 63(H) mm |
| I | Intermix Window sizes (Combination of Small, Medium and Large windows) |

| | |
|---|---|
| X | X = Number of windows = 2 to 48<br>(Min 2 to Max 48 windows) |

NOTE :
1. AU & AD series annunciator available with potential fault input (12 – 265V AC/DC) + 100msec scan time + RS485 + 4 relay output
2. AB & AC series annunciator available with potential free fault input + 40msec scan time + RS485 + 4 relay output
3. AT series annunciator available in 1D size only w/o RS485 + 2 relay O/P
4. Basic version available in AU and AD series only with potential free fault input + 3 relay O/P and w/o RS485. Suffix B to ordering code for Basic Annunciator.

## Ordering Information

| Cat Id | Size | Windows | Window Size | Keys |
|---|---|---|---|---|
| AU1D8S | 1D | 8 | Small | Small |
| AU1D6SP | 1D | 6 | Small | Big |
| AD1D8S | 1D | 8 | Small | Small |
| AD1D6SP | 1D | 6 | Small | Big |
| AB1D8S | 1D | 8 | Small | Small |
| AB1D6SP | 1D | 6 | Small | Big |
| AC1D8S | 1D | 8 | Small | Small |
| AC1D6SP | 1D | 6 | Small | Big |
| AT1D8S | 1D | 8 | Small | Small |
| AT1D6SP | 1D | 6 | Small | Big |
| AU2D16S | 2D | 16 | Small | Small |
| AU2D14SP | 2D | 14 | Small | Big |
| AD2D16S | 2D | 16 | Small | Small |
| AD2D14SP | 2D | 14 | Small | Big |
| AB2D16S | 2D | 16 | Small | Small |
| AB2D14SP | 2D | 14 | Small | Big |
| AC2D16S | 2D | 16 | Small | Small |
| AC2D14SP | 2D | 14 | Small | Big |
| AU3D24S | 3D | 24 | Small | Small |
| AU3D22SP | 3D | 22 | Small | Big |
| AD3D24S | 3D | 24 | Small | Small |
| AD3D22SP | 3D | 22 | Small | Big |
| AB3D24S | 3D | 24 | Small | Small |
| AB3D22SP | 3D | 22 | Small | Big |
| AC3D24S | 3D | 24 | Small | Small |
| AC3D22SP | 3D | 22 | Small | Big |
| AU4D32S | 4D | 32 | Small | Small |
| AU4D30SP | 4D | 30 | Small | Big |
| AD4D32S | 4D | 32 | Small | Small |
| AD4D30SP | 4D | 30 | Small | Big |
| AB4D32S | 4D | 32 | Small | Small |
| AB4D30SP | 4D | 30 | Small | Big |
| AC4D32S | 4D | 32 | Small | Small |
| AC4D30SP | 4D | 30 | Small | Big |

NOTE: Available upto 6D size with maximum 48 windows

# Lynx + Gateway

## Key Features

- Serial protocol support for Modbus (RTU and ASCII) Master/Slave
- Network protocol support for Modbus TCP (Server/Client)
- Supports Raw Serial to Ethernet conversion with Telnet RFC2217
- Serial Interface support for RS232, RS422 and RS485 network
- Configurable using Embedded Web server and Application software
- Network Protocols: ARP, TCP/IP, HTTP, BOOTP, TFTP, ICMP, TELNET, DHCP, AutoIP, UPnP
- CE, UKCA, ROHS Certified

## Ordering Information

| Cat Id | Description |
|---|---|
| 25A11A0 | 12 - 24 VDC, Protocol Converter, Modbus TCP - Modbus RTU/ASCII |
| 25B11A0 | 12 - 24 VDC, Serial to Ethernet Converter |

# Interface Converters

## Key Features

### USB to RS232 / RS485 / RS422 Converter

- Input: USB 2.0 Protocol
- Output: RS232 on DB9 Male connector compatible to PC RS485/RS422 on terminal block
- Communication Speed : 300bps to 230Kbps
- Galvanic Isolation of 1.5kV
- RS232/RS485 line protection: +/- 15kV ESD.
- LED Indication for Transmit Receive signals.
- Input power from USB port, no external power required.
- Virtual COM port USB Drivers provided for Windows 10 and 11
- CE, UKCA, ROHS Certified

### RS232 to RS485 / RS422 Converter

- Isolated RS485/RS422 on terminal block
- RS232 with DB9 Female connector
- Auto direction control for RS485-2W transmission
- Galvanic Isolation of 1500V for RS485/RS422
- Supports Baud rate up to 230Kbps
- Internal 1.5 kV ESD protection both RS232 & RS485/RS422
- LED Indication for Transmit, Receive signal communication traffic
- Input power supply range 9 to 26.4 VDC
- CE, UKCA, ROHS Certified

## Ordering Information

| Cat Id | Description |
|---|---|
| **USB to RS232 / RS485 / RS422 Converter** | |
| 28A11A0 | USB to RS232 / RS485 / RS422 Converter |
| 28G11A0 | USB to RS485 Converter |
| 28D33B0 | Accessory for Converter 28A11A0, USB 2.0 Cable, Type A Male to B Male |
| 28NNN10 | Accessory for Converter 28A11A0, Software CD for Windows 10 & 11 |
| **RS232 to RS485 / RS422 Converter** | |
| 28B21A0 | RS232 to RS485/RS422 Converter |
| 28E34B0 | Accessory for Converter 28B21A0, Cable, DB9 Female to DB9 Male |

# Signal Transducer

## Key Features

- Input / Output configuration selected via DIP switch combinations
- Choice of multiple analog input-output configurations
- Provides 3-way galvanic isolation of 3.75kV
- Fast output Response Time (<100ms)
- Sleek 22.5mm wide
- Operating Temperature 10°C to +55°C
- Reverse Polarity for input supply & signal
- Flame Retardant Enclosure
- Degree of Protection - IP 20 for Terminals, IP 40 for Enclosure
- CE, UKCA, ROHS Certified

## Ordering Information

| Cat Id | Description |
|---|---|
| 2SC3D11CC3 | 24 VDC, 1 Input & 1 Output, Voltage & Current, 3 Port Isolation, Base / DIN, Input Signal: 0-10 VDC, 2-10 VDC, 0-20 mA, 4-20 mA |
| 2SC3D11DC3 | 24 VDC, 1 Input & 1 Output, Voltage & Current, 3 Port Isolation, Base / DIN, Input Signal: 0-5 VDC, 1-5 VDC, 0-20 mA, 4-20 mA |
| 2SC3D11EC3 | 24 VDC, 1 Input & 1 Output, Voltage & Current, 3 Port Isolation, Base / DIN, Input Signal: 0-10 VDC, 2-10 VDC, 0-10 mA, 2-10 mA |

# Voltage Monitoring Relay SM 800

## Key Features

- LCD Display with Green backlight
- Multi-Voltage – 3 Phase 4 Wire & 3 Phase 3 Wire @ 145-500 VAC
- Protection against Phase loss, Phase Sequence, Phase Asymmetry, Under Voltage, Over Voltage, Neutral Open, Over Frequency & Under Frequency
- Can be configured for 3 Phase 3 Wire or 3 Phase 4 Wire system
- Selectable Over Voltage / Under Voltage, Asymmetry, Phase Losss, Phase Sequency, Over Frequency / Under Frequency
- Adjustable ON/OFF Time Delay in seconds/minutes
- 5A Single and Dual relay output
- Two Separate Relay outputs with independent Programming
- Passwords protection
- Log of 5 pervious faults for better monitoring
- Fail Safe/Non-Fail Safe relay output
- Latch (Manual) and Non-Latch (Auto) Modes
- CE, UKCA, ROHS Certified

## Ordering Information

| Cat Id | Description |
|---|---|
| DMS110 | 145-500 VAC, Digital Voltage Monitoring Relay, 1C/O |
| DMS120 | 145-500 VAC, Digital Voltage Monitoring Relay, 1C/O + 1C/O |
| DMA220 | 85-500 VAC, Digital Voltage Monitoring Relay with Auxiliary supply 85-300 VAC/DC, 1C/O + 1C/O |

# Voltage Monitoring Relay SM 175

## Key Features

- Compact 17.5 mm wide
- Multi Voltage 3 Phase 3 Wire at 208-480 VAC or 3 Phase 4 Wire at 120-277 VAC
- Can be configured for 3 Phase 3 Wire or 3 Phase 4 wire system
- Protection against Phase Loss, Phase Sequence, Phase Asymmetry, Under Voltage and Over Voltage
- 1 C/O configuration
- Selectable Under Voltage/Over Voltage, Asymmetry and Phase Sequence
- LED indication for all faults and for change in dip Switch settings during runtime for better security
- Adjustable ON/OFF time delay in seconds/minutes
- CE, UKCA, ROHS Certified

## Ordering Information

| Cat Id | Description |
|---|---|
| MAG03D0424 | 208–480 VAC, UV/OV, Phase Loss, Phase Sequence, Phase Asymmetry Monitoring, 1 C/O |
| MAG03D0425 | 415V AC (3P, 3W) /240 VAC (3P, 4W), UV/OV, Phase Loss, Selectable Phase Sequence, Phase Asymmetry, 1 C/O |
| MAG03D0426 | 415V AC (3P, 3W) /240 VAC (3P, 4W), UV/OV, Selectable Phase Sequence & Phase Asymmetry, ON Delay and OFF Delay (in sec/min), 1 C/O |
| MAG03D0427 | 208-480 VAC (3P, 3W), Phase Loss Monitoring, 1 C/O |
| MAG03D0428 | 208-480 VAC (3P, 3W), Phase Loss, Phase Sequence, 1 C/O |

# Voltage Monitoring Relay SM 175

## Key Features

- Compact 17.5 mm wide
- Multi Voltage - 3 Phase 3 Wire at 208-480 VAC
- Protection against Phase Loss, Phase Reversal, Phase Asymmetry, Under voltage & Over voltage
- 1 C/O configuration
- Selectable Under Voltage/Over Voltage & Asymmetry
- LED indication for all faults and for change in settings during runtime for better security
- Adjustable Time Delay
- CE, UKCA, ROHS Certified

## Ordering Information

| Cat Id | Description |
|---|---|
| MN21D5 | 208-480 VAC Phase Loss Monitoring, 1 C/O |
| MK21D5 | 208-480 VAC, Phase Loss, Phase Sequence Monitoring, 1 C/O |
| MC21D5 | 208-480 VAC, Phase Loss, Phase Sequence, Phase Asymmetry Monitoring (30% Fixed), 1 C/O |
| MA21DN | 208-480 VAC, Phase Loss, Phase Sequence, Phase Asymmetry Monitoring (5% to 15% Variable), 1 C/O |
| MOF1D51 | 208-480 VAC, Phase Loss, Phase Asymmetry Monitoring (10% Fixed), with trip time < 65 ms, 1 C/O |
| MD21DF | 208 – 480 VAC, UV / OV, Phase Loss & Sequence with Selectable OFF Delay, 1 C/O |
| MG21DH | 208 – 480 VAC, UV / OV & SPP with Selectable ON Delay, 1 C/O |
| MG21DF | 208 – 480 VAC, UV / OV & SPP with Selectable OFF Delay, 1 C/O |
| MGD1DR | 208 – 480 VAC, UV / OV & SPP with Selectable ON Delay & OFF Delay, 1 C/O |
| MAE03D0200 | 240 VAC/DC, UV / OV with Selectable ON & OFF Delay, 1 C/O |
| MAE03D0201 | 240 VAC/DC, Fix UV/OV, Fix ON & OFF Delay, 1 C/O |
| MAE03D0202 | 115 VAC/DC, UV/OV with Selectable ON & OFF Delay, 1 C/O |
| MAE03D0203 | 115 VAC/DC, Fix UV/OV, Fix ON & OFF Delay, 1 C/O |
| MF41B0 | 230 VAC, Single Phase Under Voltage Relay, 1 C/O |
| MF51B0 | 400 VAC, 3 Phase Under Voltage Relay, 1 C/O |

# Voltage Monitoring Relay SM 301

## Key Features

- Protects against Phase Loss, Phase Reversal & Phase Asymmetry
- No Auxiliary Supply needed
- Voltage Sensing principle
- 1 C/O & 2 C/O configuration
- Designed to meet Industrial and Agricultural segment applications

## Ordering Information

| Cat Id | Description |
|---|---|
| MA51BC | 415 VAC, Single Phasing Preventor with 65 VAC Asymmetry, 1 C/O |
| MA51BK | 415 VAC, Single Phasing Preventor with 40 VAC Asymmetry, 1 C/O |
| MC21B5 | 415 VAC, Single Phasing Preventor with 65 VAC Asymmetry, 2 C/O |
| MA59B5 | 415 VAC, Phase Loss Monitoring with Non-Fail Safe Type, 1 C/O |

# Voltage Monitoring Relay SM 500

Phase Monitoring Relay

Neutral Monitoring Relay

## Key Features

- True RMS Measurement
- Can be configured for 3 Phase 4 Wire or 1 Phase system
- Selectable Over Voltage/Under Voltage Trip level
- Selectable Time Delay
- LED Indications for Power and Fault conditions
- Protects against UV/OV, Phase Loss, Phase Reversal, Phase Asymmetry & Neutral Loss
- 1 C/O or 2 C/O configuration
- CE, UKCA, ROHS Certified

## Ordering Information

| Cat Id | Description |
|---|---|
| MD71BH | 240 VAC, UV/OV with Selectable ON Delay (0.5 sec to 15 sec), 1 C/O |
| MD71BF | 240 VAC, UV/OV with Selectable OFF Delay (0.5 sec to 15 sec), 1 C/O |
| MD71B9 | 240 VAC, UV/OV with Selectable ON Delay (0.5 sec to 15 min), 1 C/O |
| MG73B9 | 240 VAC, UV/OV & Single Phasing Preventor (SPP) with Selectable ON Delay (0.5 sec to 15 min), 2 C/O |
| MG73BQ | 120-240 VAC Selectable, UV/Selectable OV & SPP with Selectable OFF Delay (0.5 sec to 15 sec), 2 C/O |
| MG73BR | 240 VAC, Fixed UV / OV & SPP, 20% Asymmetry with Fixed ON (10 sec) & OFF (5 sec) Delay, 2 C/O |
| MGH3BH | 220 VAC, UV / OV & SPP with Selectable ON Delay (0.5 to 15 sec), 2 C/O |
| MGH3BF | 220 VAC, UV / OV & SPP with Selectable OFF Delay (0.5 to 15 sec), 2 C/O |
| MGI3BF | 230 VAC, UV / OV & SPP with Selectable OFF Delay (0.5 to 15 sec), 2 C/O |

### Neutral Monitoring Relay

| | |
|---|---|
| MAC04D0100 | 415 VAC, Neutral Loss Protection with Phase and Voltage Control, 2 C/O |
| MAC04D0119 | 380 VAC, Neutral Loss Protection with Phase and Voltage Control, 2 C/O |
| MAC04D0121 | 415 VAC, Neutral Loss Protection with Phase and Voltage Control, Phase reverse disable, 2 C/O |
| MAC04D0123 | Selectable reference voltage (220-480 VAC), Neutral Loss Protection with Phase and Voltage Control, 2 C/O |

# Voltage Monitoring Relay SM 501

## Key Features

- Protects against Phase Loss, Phase Reversal and Phase Asymmetry
- Suitable for 3 Phase 3 Wire system
- Selectable Under Voltage / Over Voltage Trip level
- Selectable Time Delay
- LED Indications for Power and Fault conditions
- Voltage Sensing Principle
- 2 C/O Configuration
- Models for Selectable Phase Asymmetry
- CE, UKCA, ROHS Certified

## Ordering Information

| Cat Id | Description |
|---|---|
| MG53BH | 415 VAC, UV/OV and SPP with Selectable ON Delay (0.5 to 15 sec), 2 C/O |
| MG53BF | 415 VAC, UV/OV and SPP with Selectable OFF Delay (0.5 to 15 sec), 2 C/O |
| MG53BT | 415 VAC, UV/OV and SPP with Selectable OFF Delay (0 to 5 sec), 2 C/O |
| MG53BI | 415 VAC, UV/OV and SPP with 65 V Asymmetry, 2 C/O |
| MG53BO | 415 VAC, UV/OV and SPP with 3 min ON Delay and 5s OFF Delay, 2 C/O |
| MB53BM | 415 VAC, UV/OV (110% Fixed) and SPP with Selectable Asymmetry (5% to 17%), 2 C/O |
| MG53BQ | 415 VAC, UV/OV and SPP with 30 V Asymmetry, 3 sec ON Delay, 2 C/O |
| MG63BH | 220 VAC, UV/OV and SPP with Selectable ON Delay (0.5 to 15 sec), 2 C/O |
| MG63BF | 220 VAC, UV/OV and SPP with Selectable OFF Delay (0.5 to 15 sec), 2 C/O |

# Voltage Monitoring Relay SM 600

## Key Features

- True RMS Measurement
- Wide supply monitoring ranges from 500V – 1000V AC
- Monitors own supply and detects fault conditions on one or more phases
- Protection against phase loss, phase sequence, phase asymmetry, under voltage (UV), over voltage (OV) and 3 phase interruption
- Adjustable UV, OV and Phase Asymmetry trip settings through potentiometer
- LED indication for supply and fault status
- Selectable ON or OFF delay through DIP switch & adjustable delay time settings through potentiometer
- Two SPDT relay outputs which can be configured separately for UV and OV fault through DIP switch
- CE, UKCA, ROHS Certified

## Ordering Information

| Cat Id | Description |
|---|---|
| SMB110 | 500-1000V AC, Measuring and Monitoring Relay, 1 C/O + 1 C/O |

# Insulation Monitoring Relay

## Key Features

- Monitors insulation resistance of unearthed IT Systems in compliancewith IEC 61557-8, EN 50155, IEC 61373 and EN 45545 HL-2/3
- Wide auxiliary supply voltage range 24V – 240V AC/DC
- Monitor system voltage from 0 - 520V AC
- Adjustable trip resistance value from 1K to 100Kohm
- 2 Relay outputs (1C/O + 1NO) for fail safe and non fail safe operation
- Test / Reset function with Manual and remote facility
- Configurable Auto / Manual Reset
- LED indication for insulation fault , Power and Relay output
- DIN Rail / Base Mounting
- CE, UKCA, ROHS Certified

## Ordering Information

| Cat Id | Description |
|---|---|
| IMR122 | Insulation Control, Rated Voltage 0-520 VAC System with 2 output (1C/O + 1NO), Control Voltage 24-240VAC/DC |

# Earth Leakage Relay | CBCT

Earth Leakage Relay



CBCT

## Key Features

- Flush Mounting Version 96×96 mm with Digital Seven Segment Display
- Monitors, Detects and Protects Power systems from Earth Leakage Fault (Type 'A' & 'AC')
- Wide range of selectable Earth Leakage Current: 30 mA - 30 A
- Configurable Earth Leakage Trip time: 0 - 10 s
- Wide Auxiliary Supply Range: 110 - 240 VAC / DC & 220 - 450 VAC/ 220 VDC
- Nano Crystalline CBCT measures the leakage current to the highest accuracy
- RS485 Communication
- Instantaneous Trip for 5 times of set value of Leakage current
- Test feature to check complete product functionality
- LED Indication for Relay Status, Earth Leakage Fault & Alarm Condition
- Manual / Remote Reset feature
- Continuous Scrolling display for Set Current and Set time
- 1 C/O (Alarm Relay) + 1 C/O (Fault Relay)
- CE, UKCA, ROHS Certified

## Ordering Information

| Cat Id | Description |
|---|---|
| 17K716QF4N | 110-240 VAC / DC, Current Range 30 mA - 30 A, 2 C/O |
| 17K716QF4M | 110-240 VAC / DC, Current Range 30 mA - 30 A, 2 C/O with RS485 |
| 17K726QF4N | 220-415 VAC / 220 VDC, Current Range 30 mA - 30 A, 2 C/O |
| 17K726QF4M | 220-415 VAC / 220 VDC, Current Range 30 mA - 30 A, 2 C/O with RS485 |
| 17H7NNHN3 | CBCT 38 mm, Type A & AC Current |
| 17H7NNIN3 | CBCT 57 mm, Type A & AC Current |
| 17H7NNQN3 | CBCT 70 mm, Type A & AC Current |
| 17H7NNJN3 | CBCT 92 mm, Type A & AC Current |
| 17H7NNLN3 | CBCT 120 mm, Type A & AC Current |
| 17H7NNKN3 | CBCT 210 mm, Type A & AC Current |
| 17H7NNRN3 | CBCT 38 mm, Type AC Current |
| 17H7NNVN3 | CBCT 57 mm, Type AC Current |
| 17H7NNSN3 | CBCT 70 mm, Type AC Current |
| 17H7NNTN3 | CBCT 92 mm, Type AC Current |
| 17H7NNUN3 | CBCT 120 mm, Type AC Current |
| 17H7NNWN3 | CBCT 322 mm, Type AC Current |
| 17H9NNWN0 | Rectangular CBCT 300X50 mm, Type AC Current |
| 17H9NNXN0 | Rectangular CBCT 350X150 mm, Type AC Current |

# Earth Leakage Relay

## Key Features

- Monitors, Detects and Protects Power systems from Earth Leakage Faults
- Wide range of selectable Earth Leakage Current: 30 mA - 30 A
- Configurable Earth Leakage Trip time: 0 - 10s
- 2 C/O Configuration
- Available in DIN mount/ Base mount
- Available in external & integral CBCT
- LED Bar graph for Leakage Current indication
- Wide Auxiliary Supply Range: 110 - 240 V AC / DC, 220 - 415 V AC / 220 V DC
- CE, UKCA, ROHS Certified

Earth Leakage Relay

Integral Earth Leakage Relay

## Ordering Information

| Cat Id | Description |
|---|---|
| 17G715GF2 | 110-240 VAC / DC, Current Range 30 mA - 30 A, 1 C/O + 1 NO, Manual Reset |
| 17G715KF2 | 10-240 VAC / DC, Current Range 30 mA - 30 A, 1 C/O + 1 NO, Auto Reset |
| 17G745GF2 | 220-415 VAC / 220 VDC, Current Range 30 mA - 30 A, 1 C/O + 1 NO, Manual Reset |
| 17G745KF2 | 220-415 VAC / 220 VDC, Current Range 30 mA - 30 A, 1 C/O + 1 NO, Auto Reset |
| 17G755GF2 | 15 VDC, Current Range 30 mA - 30 A, 1 C/O + 1 NO, Manual Reset |
| 17G755KF2 | 15 VDC, Current Range 30 mA - 30 A, 1 C/O + 1 NO, Auto Reset |
| 17G815GF2 | 110-240 VAC / DC, Current Range 30 mA - 10 A, 1 C/O + 1 NO, Manual Reset |
| 17G815KF2 | 110-240 VAC / DC, Current Range 30 mA - 10 A, 1 C/O + 1 NO, Auto Reset |
| 17G845GF2 | 220-415 VAC / 220 VDC, Current Range 30 mA - 10 A, 1 C/O + 1 NO, Manual Reset |
| 17G845KF2 | 220-415 VAC / 220 VDC, Current Range 30 mA - 10 A, 1 C/O + 1 NO, Auto Reset |
| Integral Earth Leakage Relay | |
| ELR3A2030 | Integral Earth Leakage Relay, 35mm CBCT, 240VAC(±15%), 50/60Hz, Fix 30mA |
| ELR3A2100 | Integral Earth Leakage Relay, 35mm CBCT, 240VAC(±15%), 50/60Hz, Fix 100mA |
| ELR3A2300 | Integral Earth Leakage Relay, 35mm CBCT, 240VAC(±15%), 50/60Hz, Fix 300mA |

# Liquid Level Monitoring

## Key Features

- Fully Automatic operation enabling both draining and filling simultaneously with a single device
- Adjustable sensitivity level from 1k to 200k Ohm
- Includes provision for Manual start
- Protects pumps against dry running and prevents overfilling
- Enables maximum utilization of incoming liquid (eg. water) supply
- Specially designed corrosion and shock resistant sensors to ensure trouble free operation
- CE, UKCA, ROHS Certified

## Ordering Information

| Cat Id | Description |
|---|---|
| 4411AD1 | 110 VAC, 1 C/O,1K to 200K Sensitivity, Draining & Filling |
| 4421AD1 | 240 VAC, 1 C/O,1K to 200K Sensitivity, Draining & Filling |
| 4431AD1 | 415 VAC, 1 C/O,1K to 200K Sensitivity, Draining & Filling |
| 44S0003 | Accessories, Set of 3 Stainless Steel Sensors, -10° C to +65° C |
| 44S0006 | Accessories, Set of 6 Stainless Steel Sensors, -10° C to +65° C |
| 44S0013 | Accessories, Set of 3 Stainless Steel Sensors, -20° C to +165° C |
| 44S0016 | Accessories, Set of 6 Stainless Steel Sensors, -20° C to +165° C |

# Current Monitoring Relay

## Key Features

- Protects against Overload, Phase Reverse, Phase Loss and Phase Unbalance faults
- Wide range of Sensing Current: 1A-45A
- Models for 1 Phase and 3 Phase systems
- Auto/Manual reset selection
- Fail-Safe protection
- Inverse time model with Under Load, Locked Rotor Protection and Selectable Trip Class
- Definite time model with Under Load and Selectable Start and Trip time
- CE, UKCA, ROHS Certified

## Ordering Information

| Cat Id | Trip Type | Current | Auto Reset Time |
|---|---|---|---|
| **1 Phase CMR** | | | |
| 17C112EB0 | Inverse | 3A – 9A | As per trip class |
| 17C212EB0 | Inverse | 8A – 24A | As per trip class |
| 17C312EB0 | Inverse | 15A – 45A | As per trip class |
| 17C412EB0 | Inverse | 2A – 5A | As per trip class |
| 17D112DA0 | Definite | 3A – 9A | 6 min |
| 17D212DA0 | Definite | 8A – 24A | 6 min |
| 17D312DA0 | Definite | 15A – 45A | 6 min |
| 17D412DA0 | Definite | 2A – 5A | 6 min |
| **3 Phase CMR** | | | |
| 17A122CB0 | Inverse | 3A – 9A | As per trip class |
| 17A222CB0 | Inverse | 8A – 24A | As per trip class |
| 17A322CB0 | Inverse | 15A – 45A | As per trip class |
| 17D422CB0 | Inverse | 2A – 5A | As per trip class |
| 17B122AA0 | Definite | 3A – 9A | 6 min |
| 17B222AA0 | Definite | 8A – 24A | 6 min |
| 17B322DA0 | Definite | 15A – 45A | 6 min |
| 17B422DA0 | Definite | 2A – 5A | 6 min |
| 17B122PA0 | Definite | 3A – 9A | NA |
| 17B222PA0 | Definite | 8A – 24A | NA |
| 17B322PA0 | Definite | 15A – 45A | NA |
| 17B822MM0 | Definite | 0.5A – 3A | As per trip class |
| 17B922MM0 | Definite | 0.2A – 1.4A | As per trip class |

# PTC Thermistor Relay

PTC Thermistor Relay

PTC Thermistor Relay with SPP

## Key Features

- Monitors and Protects Motors with Integrated PTC Resistor sensors
- Protection against Over heating for Heavy Duty Load, High Switching Frequency, High operating temperature & Insufficient cooling conditions
- Wide Auxiliary Supply Voltage: 24 VAC/DC, 110 - 240 VAC & 220 - 415 VAC
- LED Indications for Healthy, Unhealthy, Sensor Open/Short conditions
- 1 C/O & 2 C/O Configuration
- Reset Options: Auto, Manual and Remote
- Protection against phase loss, phase sequence & phase asymmetry in selected model
- CE, UKCA, ROHS Certified

## Ordering Information

| Cat Id | Description |
|---|---|
| **PTC Thermistor Relay** | |
| MJ838K | 110 - 240 VAC, PTC Thermistor Relay, 2 C/O |
| MJ938K | 220 - 440 VAC, PTC Thermistor Relay, 2 C/O |
| MJ848K | 24 VAC/DC, PTC Thermistor Relay, 2 C/O |
| MJ818K | 110 - 240 VAC, PTC Thermistor Relay, 1 C/O |
| MJ918K | 220 - 440 VAC, PTC Thermistor Relay, 1 C/O |
| **PTC Thermistor Relay with SPP** | |
| ML648S | 230 VAC, Three Phase Three Wire PTC Thermistor & SPP, 1 NO + 1 NO |
| ML67BS | 230 VAC, Three Phase Three Wire PTC Thermistor & SPP, 1 NO + 1 NC |
| MLD4BS | 400 VAC, Three Phase Three Wire PTC Thermistor & SPP, 1 NO + 1 NO |
| MLD7BS | 400 VAC, Three Phase Three Wire PTC Thermistor & SPP, 1 NO + 1 NC |

# Digital Timer

## Key Features

- Compact 17.5mm wide DIN mount housing & 48x48mm panel mounting
- Multi-function: Non-signal & signal based functions
- Multi Voltage
- Wide Timing Range
- Relay output in 1C/O , 2C/O or 2 NO
- High Timing Accuracy
- CE, UKCA, ROHS Certified

DIN Mounting

Panel Mounting

## Ordering Information

| Cat Id | Description |
|---|---|
| **DIN Mounting** | |
| V0DDTS | 24 - 240 VAC/DC, Multi-Function Digital Timer - Eliro (8 Functions), 1 C/O |
| V0DDTD | 24 - 240 VAC/DC, Multi-Function Digital Timer - Eliro (8 Functions), 2 NO |
| V0DDTS1 | 24 - 240 VAC/DC, Multi-Function Digital Timer - Eliro (18 Functions), 1 C/O |
| V0DDTD1 | 24 - 240 VAC/DC, Multi-Function Digital Timer - Eliro (18 Functions), 2 NO |
| **Panel Mounting** | |
| DT124S | 110 - 240 VAC/DC, Multi-Function Digital Timer - Eliro (4 Functions), 2 C/O |
| DT125S | 110 - 240 VAC/DC, Forward-Reverse Digital Timer - Eliro , 2 C/O |

# Electronic Timer - Micon 175

Delay ON Break

Multi Function

Staircase Timer

Forward-Reverse

## Key Features

- Compact 17.5mm wide DIN mount housing
- Mono & Multi-function: Non-signal & signal based functions
- Multi Voltage
- Wide Timing Range
- Relay output in 1C/O or 2C/O
- High Timing Accuracy
- LED indicators for power supply & relay status
- CE, UKCA, ROHS Certified

## Ordering Information

| Cat Id | Description |
|---|---|
| **Staircase Timer** | |
| 27B2B3B2 | Staircase Timer 1M - 230 V With Mono Mode, With Pre-Warning |
| 27B2C3B2 | Staircase Timer 1M - 230 V With Mono Mode, Without Pre-Warning |
| **Delay On Break Timer** | |
| 1G1DTT | Delay On Break Timer, 25VAC, 1A, SSR Output Base/DIN Mount |
| **Multi Function Timer** | |
| 1CMDT0 | 12 - 240 VAC/DC, Multi Function Timer (10 Modes), 1 C/O |
| 1CQDT9 | 12 - 240 VAC/DC, Multi Function Timer (10 Modes), 1 C/O - 16A |
| 1CVDT9 | 12 - 240 VAC/DC, Multi Function Timer (10 Modes),1 C/O - 16A |
| 1CJDT0 | 12 - 240 VAC/DC, Asymmetric Timer, 1 C/O |
| 1CMDTF | 12 - 240 VAC/DC, Multi Function Timer (10 Modes), 2 C/O |
| 1CZDTF | 12 - 240 VAC/DC, Forward-Reverse Timer , 2 C/O |

# Electronic Timer - Micon 175

## Key Features

- Compact 17.5mm Wide
- Integrated Dual Voltage
- Wide Time Range
- LED Indications for Power and Relay status
- Low Power Consumption
- **Key functions :** ON Delay, Interval, Star Delta, One Shot, Signal Off Delay
- CE, UKCA, ROHS Certified

ON Delay

Star Delta

ON Delay /Interval

## Ordering Information

| Cat Id | Description |
|---|---|
| 11ODT4 | 110 VAC / 24 VAC/DC, ON Delay Timer, 1 C/O |
| 12ODT4 | 240 VAC / 24 VAC/DC, ON Delay Timer, 1 C/O |
| 15ODT4 | 12 VDC, ON Delay Timer, 1 C/O |
| 11RDT4 | 110 VAC / 24 VAC/DC, Signal OFF Delay Timer, 1 C/O |
| 12RDT4 | 240 VAC / 24 VAC/DC, Signal OFF Delay Timer, 1 C/O |
| 15DDT4 | 12 VDC, Signal OFF Delay Timer, 1 C/O |
| 11BDT4 | 110 VAC / 24 VAC/DC, One Shot Timer, 1 C/O |
| 12BDT4 | 240 VAC / 24 VAC/DC, One Shot Timer, 1 C/O |
| 15BDT4 | 12 VDC, One Shot Timer, 1 C/O |
| 11WDTC | 110 VAC / 24 VAC/DC, ON Delay & Interval Timer, 1 C/O |
| 12WDTC | 240 VAC / 24 VAC/DC, ON Delay & Interval Timer, 1 C/O |
| 11SDT0 | 110 VAC, Star Delta Timer, 1 NO (Star) + 1 NO (Delta) |
| 12SDT0 | 240 VAC, Star Delta Timer, 1 NO (Star) + 1 NO (Delta) |
| 14SDT1S | 240-415V AC, Star Delta Timer, 1C/O (Star) + 1C/O (Delta), 3-30 Sec |

# Electronic Timer - Series Micon 225

Signal Based Timer

Non Signal Based Timer

## Key Features

- Multi-function with Signal based & Non Signal based
- Relay output in 1 C/O or 2 C/O (1I +1D Configurable)
- Wide Input Signal & Supply range: 24-240 VAC/DC
- Wide Timing Range
- High timing Accuracy
- LED indicators for Power Supply & Relay Status
- 22.5 mm DIN Mount Housing
- CE, UKCA, ROHS Certified

## Ordering Information

| Cat Id | Description |
|---|---|
| **Signal Based Timer** | |
| 2A8DT6 | 24-240 VAC/DC, Signal Based Multi - Function, 1 C/O (Delayed) & 1 C/O (Configurable as either Delayed or Instant) |
| 2ANDT0 | 24-240 VAC/DC, Signal based multifunction timer, 1 C/O |
| **Non Signal Based Timer** | |
| 2A5DT5 | 24 - 240 VAC/DC, Multi-Function Timer (5 Modes), 2 C/O |
| 2B5DT5 | 240 - 415 VAC, Multi-Function Timer (5 Modes), 2 C/O |
| 2A6DT6 | 24 - 240 VAC/DC, Multi-Function Timer (6 Modes), 2 C/O (1 Instant + 1 Delayed for 6th Mode) |
| 2B6DT6 | 240 - 415 VAC, Multi-Function Timer (6 Modes), 2 C/O (1 Instant + 1 Delayed for 6th Mode) |
| 2AODT5 | 24 - 240 VAC/DC, ON Delay, 2 C/O |
| 2AADT5 | 24 - 240 VAC/DC, Asymmetric ON/OFF Timer, 2 C/O |

Note: UL approval not applicable for Cat No. 2A6DT6 & 2B6DT6

# Electronic Timer - Micon 225

## Key Features

- Multi-function with Signal based & Non Signal based
- Available in Relay output or SSR output in 1 C/O or 2 C/O (1I +1D Configurable)
- Wide Input Signal & Supply range: 24-240 VAC/DC
- Wide Timing Range
- High timing Accuracy
- LED indicators for Power Supply & Relay Status
- 22.5 mm DIN Mount Housing
- CE, UKCA, ROHS Certified

Multi Function Timer

Asymmetric Timer

True OFF Delay Timer

## Ordering Information

| Cat Id | Description |
|---|---|
| Timers with solid state output | |
| 20NDTT | 110 - 240 VAC, Signal Based Multi Function Timer with Solid State Output |
| 20JDTT | 110 - 240 VAC, Asymmetric Timer with Solid State Output |
| Star Delta Timers | |
| 2ASDT0 | 24 - 240 VAC/DC, Star Delta Timer, 1 NO (Star) + 1 NO (Delta) |
| 2ASDT1 | 24 - 240 VAC/DC, Star Delta Timer, 1 NO (Star) + 1 NO (Delta) |
| 2BSDT0 | 240 - 415 VAC, Star Delta Timer, 1 NO (Star) + 1 NO (Delta) |
| 2BSDT1 | 240 - 415 VAC, Star Delta Timer, 1 NO (Star) + 1 NO (Delta) |
| True OFF Delay Timer | |
| 23GDT0 | 24-240 VAC/DC, True OFF Delay (Power OFF Delay) Timer, 2 C/O |

# Analog Time Switch

## Key Features

- Modular construction
- Inbuilt over-ride facility
- High switching capacity
- Tamper proof sealing
- Daily/Weekly programming
- CE, UKCA, ROHS Certified

## Ordering Information

| Cat Id | Description |
|---|---|
| J648B1 | FM/1 QT 240 VAC, Daily Dial, Base / DIN Mounting* |
| J848B1 | FM/1 QW 240 VAC, Weekly Dial, Base / DIN Mounting* |
| J638B1 | FM/1 QT 110 VAC, Daily Dial, Base / DIN Mounting* |
| J838B1 | FM/1 QW 110 VAC, Weekly Dial, Base / DIN Mounting* |
| S648B1 | FM/1 SYNCHRON 240V AC, Daily, Base Mounting |

NOTE : For Flush Mounting model and Module, replace B by F and M in Cat. No. respectively.

# Digital Time Switch

## Key Features

- LCD Display with Green backlight
- Precise time Programming for Daily / Weekly / Pulse switching
- Bar graph showing Daily program
- 50 ON/OFF programs, 10 Holiday Programs
- Settable DST feature & Password protection
- 16A Single and Dual relay outputs
- Two Separate Relay outputs with independent Programming
- 12/24 Hour Display Format
- 6 Years Battery reserve
- Simple reset & Manual Override
- Service / Load hours measurement
- CE, UKCA, ROHS Certified

Crono

Crono Pro

## Ordering Information

| Cat Id | Description |
|---|---|
| **Digital Time Switch Crono Pro** | |
| WT1SCDS | 240 VAC, Digital Time Switch - Crono Pro, 1 C/O |
| WT2DCDS | 110-240 VAC, Digital Time Switch - Crono Pro, 2 C/O |
| **Digital Time Switch Crono / Pulse** | |
| 67DDT0 | 110 - 240 VAC, Digital Time Switch - Crono, 1 C/O |
| 6GHDT0 | 24 VDC, Digital Time Switch - Crono, 1 C/O |
| 69HDT0 | 12 VDC, Digital Time Switch - Crono, 1 C/O |
| 67DDT9 | 110 - 240 VAC, Digital Time Switch - Pulse, 1 C/O |
| 6GHDT9 | 24 VDC, Digital Time Switch - Pulse, 1 C/O |
| 69HDT9 | 12 VDC, Digital Time Switch - Pulse, 1 C/O |

# Astronomical Digital Time Switch

Astro Mini

Astro Pro

## Key Features

- LCD Display with Green backlight
- Precise time programming for Astro / Daily /Weekly / Pulse / Cyclic switching
- Latitude / Longitude Database for 45 Countries and 280 cities
- Settable Latitude / Longitude precise to the minute with time zone
- Sunrise/Sunset or Twilight rise/set trigger modes
- Ease of Day selection in Weekly programming
- 50 ON/OFF programs, 10 Holiday Programs
- Settable DST feature & Password protection
- 16A Single and Dual relay outputs
- Two Separate Relay outputs with independent Programming
- 12/24 Hour Display Format
- 6 Years Battery reserve
- Simple Reset & Manual Override
- Service/Load hours measurement
- CE, UKCA, ROHS Certified

## Ordering Information

| Cat Id | Description |
|---|---|
| AT1SCDS | 240 VAC, Digital Time Switch - Astro Pro+, 1 C/O |
| AT2DCDS | 110-240 VAC, Digital Time Switch - Astro Pro+, 2 C/O |
| AS1SCDS | 240 VAC, Digital Time Switch - Astro Pro, 1 C/O |
| AS2DCDS | 110-240 VAC, Digital Time Switch - Astro Pro, 2 C/O |
| T2DDT7 | 110-240 VAC, Digital Time Switch - Astro Mini, 1 C/O |

# Process Indicators

## Key Features

- Flush Mounting Version 96X48 mm with 7 segment display
- Thermocouple (J, K, T, R & S) / RTD 3-wire (Pt-100) sensor inputs
- Analog Inputs (0-10 VDC / 0-20mA / 4-20mA), mV (Linear) - 5 to 56mV
- Alarm Outputs, Analog (0-20mA/ 4-20mA or 0-10V/ 0-5V) & Relay 5A for alarm indication
- Configurable Band, Deviation Alarms
- °C & °F temperature unit selectable
- Short depth of 65 mm
- RS485 Communication
- IP 20 (For terminal and enclosure) & IP 55 (For Front Panel only)
- CE, UKCA, ROHS Certified

## Ordering Information

| Cat Id | Description |
|---|---|
| PIA200 | 180-270 VAC, Process Indicator, Analog Input (0-10 VDC / 0-20 mA) |
| PIT200 | 180-270 VAC, Process Indicator, Thermocouple & RTD input |
| PIB110 | 85-270 VAC/DC, Process Indicator, Analog Input (0-10 VDC / 0-20 mA), Thermocouple & RTD Input, 24 VDC sensor supply |
| PIB120 | 85-270 VAC/DC, Process Indicator, Analog Input (0-10 VDC / 0-20 mA), Thermocouple & RTD Input, Alarm Outputs - Analog (0-10 V / 0-5 V, 0-20 mA / 4-20 mA) & Relay 5A for alarm indication, 24 VDC sensor supply |
| PIB12C | 85-270 VAC/DC, Process Indicator, Analog Input (0-10 VDC / 0-20 mA), Thermocouple & RTD Input, Alarm Outputs - Analog (0-10 V / 0-5 V, 0-20 mA / 4-20 mA) & Relay 5A for alarm indication with RS-485 Modbus communication, 24 VDC sensor supply |

NOTE: For White Display, add W after Cat id. e.g. PIA200W

# Digital Hour Meter & Counter

## Key Features

- Suitable for Hour meter & Counter (Up / Down) application
- Wide Hour meter range from 1 sec to 9999999 hrs
- Wide counter range from 1 to 9999999 counts
- Prescaling facility for Counter
- Runtime set point change & Alarm facility for both Hour meter & Counter
- Configurable NO/NC Relay & MOSFET Output with Over Load detection
- Retentive & Non-Retentive modes
- 7 Digit LCD with luxurious green backlight & Password Protection
- Compact size
- Suitable for panel mounting
- CE, UKCA, ROHS Certified

## Ordering Information

| Cat Id | Description |
|---|---|
| Z2301N0G1FT00 | 9-30 VDC (with dual MOSFET output) |
| Z2221N0G2FT00 | 85-265 VAC/DC (with Relay output) |
| Z122N0G0FT00 | 110-240V AC/DC Non resettable with 1 Relay (5A) output |
| Z3301N0G2FT00 | 9-30 VDC Rate Indicator / Totaliser with 1 Relay (5A) output |

# Hour Meter Series HM 36

## Key Features

- Robust design with high Accuracy & Compact size
- Frequency independent for AC applications
- Indicates operating time in hours and tenths with running indicators
- Panel / DIN mountable with 7 Bezel options
- 6 Digit Non-Resettable with automatic recycle to zero
- Wide supply voltage range
- Shock & Vibration Proof
- CE, UKCA, ROHS Certified

Panel Mount

DIN Mount

## Ordering Information

| Cat Id | Description |
|---|---|
| LA21F1/LA22F1 | 90 - 264 VAC, Rectangular Bezel / 2 holes Bezel |
| LA23F1/LA24F1 | 90 - 264 VAC, Round Bezel / 3 holes Bezel |
| LA25F1 | 90 - 264 VAC, Square Mount Bezel |
| LA26F1 | 90 - 264 VAC, Cup Mount Bezel |
| LA27F1 | 90 - 264 VAC, Stirrup Mount Bezel |
| LD11F1 | 10 - 80 VDC, Rectangular Bezel |
| LD12F1 | 10 - 80 VDC, Rectangular 2 holes Bezel |
| LD13F1 | 10 - 80 VDC, Round Bezel |
| LD14F1 | 10 - 80 VDC, Round 3 holes Bezel |
| LD15F1 | 10 - 80 VDC, Cup Mount Bezel |
| LD16F1 | 10 - 80 VDC, Stirrup Mount Bezel |
| LD17F1 | 10 - 80 VDC, Square Mount Bezel |
| LC31F1 | 4 - 36 VAC/DC, Rectangular Bezel |
| LC32F1 | 4 - 36 VAC/DC, Rectangular 2 holes Bezel |
| LC33F1 | 4 - 36 VAC/DC, Round Bezel |
| LC34F1 | 4 - 36 VAC/DC, Round 3 holes Bezel |
| LC35F1 | 4 - 36 VAC/DC, Cup Mount Bezel |
| DIN Mount Series | |
| 30A6B1 | 90 - 264 / 270 - 460 VAC, Hour Meter, Base/DIN |
| 30A7B1 | 48 VAC, Hour Meter, Base/DIN |
| 30D1B1 | 10 - 80 VDC, Hour Meter, Base/DIN |
| 30D4B1 | 10 VDC, Hour Meter, Base/DIN |
| 30C3B1 | 4 -36 VAC/DC, Hour Meter, Base/DIN |

# Digital Hour Meter

## Key Features

- 6-digit LCD
- In-built nonvolatile memory (EEPROM) offering exceptional reliability
- Wide range of supply voltage
- Remote reset
- Available in 3 different Bezels
- Low Power Consumption
- CE, UKCA, ROHS Certified

## Ordering Information

| | Description |
|---|---|
| Z71FBX | 85-265 VAC model |
| Z71FBX | 12-48 VAC/DC model |
| ZH1FBX | 10-80 VDC model |
| X | A = Round Bezel, B = 24x48 Bezel, C = Screw Mount Bezel |

# Impulse Counter Series CR 26

## Key Features

- 6-digit Compact Non Reset and Robust Design
- High Accuracy and Reliability
- Requires no lubrication or maintenance
- Ideal where space is limitation
- Three mounting options: Bail, Panel, Base, Behind Panel
- CE, UKCA, ROHS Certified

## Ordering Information

6 N X X X X - X

**Model**

| | |
|---|---|
| A | For AC |
| D | For DC |

**Voltage**

**AC**

| | |
|---|---|
| 1 | |
| 2 | |
| 3 | 24 V 50/60 Hz |
| 4 | 115 V 50/60 Hz |
| 5 | 230 V 50/60 Hz |

**DC**

| | |
|---|---|
| 1 | 9 V |
| 2 | 12 V |
| 3 | 24 V |
| 4 | 110 V |
| 5 | 220 V |
| 6 | 6 V |
| 7 | 250 V |
| A | 125 V |

Mounting

| | |
|---|---|
| 1 | Panel Mounting |
| 2 | Bail Mounting |
| 3 | Horizontal Base Mount |
| 4 | Vertical Base Mount |
| 5 | Behind Panel |

Termination

| | |
|---|---|
| A | With 2 –way terminal strip |
| B | With 22 AWG 254 mm long wire |

Note: Terminal strip is not applicable for base mounting

| | |
|---|---|
| | Blank Counter Set at 999800 (Standard) |
| A | Counter Set at 000000 |
| B | Counter Set at 99980 |
| C | 24" Lead Wires |
| D | Diode Suppression |
| E | 16" Lead Wires |

# Impulse Counter Series CR 26

## Key Features

- 6-digit Compact and Robust Design
- Push-button quick reset
- High Accuracy and Reliability
- Requires no lubrication or maintenance
- Optional locking for reset button
- Ideal where space is limitation
- Three mounting options: Bail, Panel, Base
- CE, UKCA, ROHS Certified

## Ordering Information

4 X X X X X - XXX

**4 Digit**

**Product**

| | |
|---|---|
| S | Resettable Series CR-26 |

**Model**

| | |
|---|---|
| A | For AC |
| D | For DC |

**Voltage**

**AC**

| | |
|---|---|
| 1 | For AC |
| 2 | For DC |
| 3 | 24 V 50/60 Hz |
| 4 | 115 V 50/60 Hz |
| 5 | 230 V 50/60 Hz |

**DC**

| | |
|---|---|
| 1 | 9 V |
| 2 | 12 V |
| 3 | 24 V |
| 4 | 110 V |
| 5 | 220 V |
| 6 | 6 V |
| 7 | 250 V |
| A | 125 V |

**Mounting**

| | |
|---|---|
| 1 | Rectangle – 2 Hole |
| 2 | Bail Mounting |
| 3 | Base Mounting |

**Termination**

| | |
|---|---|
| A | With 2 –way terminal strip |
| B | With 22 AWG 254 mm long wire |

Note: Terminal strip is not applicable for base mounting

**Only for Rectangle – 2 Hole**

| | |
|---|---|
| 356 | Centre Distance 35.6 |

# Impulse Counter Series CR 26 (4 - Digit)

## Key Features

- 4-digit Compact and Robust Design
- Push-button quick reset
- High Accuracy and Reliability
- Requires no lubrication or maintenance
- Optional locking for reset button
- Ideal where space is limitation
- Three mounting options: Bail, Panel, Base
- CE, UKCA, ROHS Certified

## Ordering Information

X X X X X - XXX

**4 Digit Product**

| | |
|---|---|
| S | Resettable Series CR-26 |
| N | Non-Resettable Series CR-26 |

**Model**

| | |
|---|---|
| A | For AC |
| D | For DC |

**Voltage**

**AC**

| | |
|---|---|
| 1 | |
| 2 | |
| 3 | 24 V 50/60 Hz |
| 4 | 115 V 50/60 Hz |
| 5 | 230 V 50/60 Hz |

**DC**

| | |
|---|---|
| 1 | 9 V |
| 2 | 12 V |
| 3 | 24 V |
| 4 | 110 V |
| 5 | 220 V |
| 6 | 6 V |
| 7 | 250 V |
| A | 125 V |
| B | 60 V |
| C | 5 V |
| D | 48 V |

**Mounting**

| | |
|---|---|
| 1 | Rectangle – 2 Hole |
| 2 | Bail Mounting |
| 3 | Base Mounting |

**Termination**

| | |
|---|---|
| A | With 2 –way terminal strip |
| B | With 22 AWG 254 mm long wire |

Note: Terminal strip is not applicable for base mounting

**Only for Rectangle – 2 Hole**

| | |
|---|---|
| 356 | Centre Distance 35.6 |
| 385 | Centre Distance 38.5 |

# Digital Counter

## Key Features

- 6-digit LCD
- In-built nonvolatile memory (EEPROM) offering exceptional reliability
- Wide range of supply voltage
- Remote reset
- Available in 3 different shaped Bezels
- Low Power Consumption
- CE, UKCA, ROHS Certified

## Ordering Information

| Cat Id | Description |
|---|---|
| Z72FBX | 85-265 VAC model |
| ZJ2FBX | 12-48 VAC/DC model |
| ZH2FBX | 10-80 VDC model |
| X | A=Round Bezel, B=24x48 Bezel, C=Screw Mount Bezel |

# Phase Indicator

## Key Features

- Compact 17.5 mm Wide
- Available for Single, Two and Three Phase indications
- Choice of four colours
- LED technology for long life
- Integrated front product labeling
- CE, UKCA, ROHS Certified

## Ordering Information

| Cat Id | Description |
|---|---|
| MM1NDV | 240V AC, Single Phase Indicator, Red |
| MM1NDW | 240V AC, Single Phase Indicator, Yellow |
| MM1NDX | 240V AC, Single Phase Indicator, Blue |
| MM1NDY | 240V AC, Single Phase Indicator, Green |
| MMENDVW | 240V AC, Two Phase Indicator, Red & Yellow |
| MM3ND | 240V AC, Three Phase Indicator, Red, Yellow & Blue |
| MM3NDVH | 240V AC, Three Phase Indicator, Red, Yellow & Green |
| MM3NDVD | 240V AC, Three Phase Indicator, Red |
| MM3NDZ | 240V AC, Three Phase Indicator, Green |
| MM3NDXD | 240V AC, Three Phase Indicator, Blue |
| MM2NDVH | 24V AC/DC, Single Phase Indicator, Red, Yellow & Green |
| MM2NDV | 24V AC/DC, Single Phase Indicator, Red |
| MM2NDW | 24V AC/DC, Single Phase Indicator, Yellow |
| MM2NDY | 24V AC/DC, Single Phase Indicator, Green |

# Automatic Changeover Current Limiter

3 Phase ACCL

## Key Features

- True RMS measurement
- Wide operating supply voltage range
- Seamless transfer of Load to healthy power source (EB or DG)
- 6 Digit 7 segment LED display
- Energy metering for EB & DG
- Class 1 Accuracy
- Protection against under voltage, over voltage & over load
- Settable DG ON time to safeguard DG from abrupt overloading
- Easy programming
- CE, UKCA, ROHS Certified

## Ordering Information

| Mains Rating | Genset Rating | Description |
|---|---|---|
| 32A | 32A | 240 VAC, 3P4W, 50 Hz, plastic enclosure |
| 40A | 32A | 240 VAC, 3P4W, 50 Hz, plastic enclosure |
| 40A | 40A | 240 VAC, 3P4W, 50 Hz, plastic enclosure |
| 50A | 50A | 240 VAC, 3P4W, 50 Hz, metal enclosure |
| 63A | 50A | 240 VAC, 3P4W, 50 Hz, metal enclosure |
| 63A | 63A | 240 VAC, 3P4W, 50 Hz, metal enclosure |
| 80A | 80A | 240 VAC, 3P4W, 50 Hz, metal enclosure |
| 125A | 125A | 240 VAC, 3P4W, 50 Hz, metal enclosure |

# Automatic Changeover Current Limiter

## Key Features

- Wide operating supply voltage range (180V to 265V AC)
- Seamless transfer of Load to healthy power source (EB or DG)
- Protection of Load against Over Load current for DG
- LED indication for EB, DG & Over load
- Over Load warning cycles before final lockout
- Provision of reset key to resume operation after over load recovery
- CE, UKCA, ROHS Certified

1 Phase ACCL

## Ordering Information

| Mains Rating | Genset Rating | Description |
|---|---|---|
| 30A | 1A | 240 VAC, Single phase, 50 Hz |
| 30A | 1.5A | 240 VAC, Single phase, 50 Hz |
| 30A | 2A | 240 VAC, Single phase, 50 Hz |
| 30A | 2.5A | 240 VAC, Single phase, 50 Hz |
| 30A | 3A | 240 VAC, Single phase, 50 Hz |
| 30A | 4A | 240 VAC, Single phase, 50 Hz |
| 30A | 4.5A | 240 VAC, Single phase, 50 Hz |
| 30A | 5A | 240 VAC, Single phase, 50 Hz |
| 30A | 6A | 240 VAC, Single phase, 50 Hz |
| 30A | 9A | 240 VAC, Single phase, 50 Hz |
| 30A | 12A | 240 VAC, Single phase, 50 Hz |
| 30A | 15A | 240 VAC, Single phase, 50 Hz |
| 30A | 20A | 240 VAC, Single phase, 50 Hz |
| 30A | 30A | 240 VAC, Single phase, 50 Hz |

# GSM Controller

## Key Features

- Load can be made ON / OFF using mobile phone from remote location either by making an IVRS call,mmissed call or sending SMS to the device
- Device is suitable for Single Phase and Three Phase supply
- Device is compatible with SASD, FASD & DOL starters and controllers
- One Master & two other Master or Monitor numbers can be configured to control and monitor the Load operation
- Load can be operated in Manual Mode, GSM Auto Mode, Timer Mode, Retentive Timer Mode or Multiple Daily Timer Mode
- Wire antenna for flexible positioning to get proper signal strength
- User can get information of events like Load ON/OFF, Phase error, Error recovery, Power Fail, Power ON, Phase fail, Contactor pick up fault through SMS and call back from device
- Anti-theft feature
- CE, UKCA, ROHS Certified

## Ordering Information

| Cat Id | Description |
|---|---|
| 26A11AV | 180-500 VAC, Module for mobile starter with wire type antenna |
| 26A21AV | 85-265 VAC, Module for mobile starter with wire type antenna |
| 26A10AVD | 180-500 VAC, Module for door open/close SMS |
| **Wireless Liquid Level Controller** | |
| 26A11AVL | 180-500 VAC, Module for regulating pump side ON/OFF operation |
| 26A12AVT | 180-500 VAC, Module for controlling level at tank side |
| **Accessories** | |
| 26100V0 | Wire type antenna |

# Warranty Policy

All products sold come with a 24-month warranty against manufacturing defects from the date of manufacturing.

If a product is found to be defective due to faulty workmanship or other issues, we will, at our discretion, either remedy the defect, replace the faulty parts, or replace the entire product as soon as possible, free of cost. However, under no circumstances shall GIC's liability exceed the individual price of the product in question.

This warranty is subject to proper usage and efficient maintenance. It does not cover defects arising from fire, accidents, inadequate maintenance, faulty operation, or willful/accidental damage. Additionally, it does not cover damage to power electronic components such as Thyristors and IGBTs, which typically fail due to overheating or overvoltage. The user is responsible for taking adequate precautions to prevent these conditions.

GIC shall not be liable for any consequential loss, injury, or damages resulting from the defect or failure of its products.

Proof of purchase must be retained to avail warranty services.

Note:

- Innovation being a continuous process, design and specifications are subject to change without prior notice.
- User is recommended to ensure the suitability of the products for intended application.
- GIC is not responsible for consequential damage out of use of its products.

General Industrial Controls Private Limited

T-107, M.I.D.C., Bhosari, Pune 411026, Maharashtra, INDIA
Tel.: +91 20 4623 2323 / 25 / 29
Email: info@gicindia.com

To view our complete range of products and their detailed specifications,
Visit our website: **www.gicindia.com**

Scan For Detailed Product Information